

# SPEKTRUM+ SERIES

## 12-24V DC In-line 5-channel Smart Receiver

Spektrum+ Smart Lighting's new 5-channel Bluetooth® Mesh Receiver allows users to integrate smart device lighting control to any low voltage lighting product. Featuring dedicated controls for multi-type lighting, the Spektrum Smart Receiver is a smart choice for retrofit or new construction applications wanting smart control and connectivity.

- Low voltage in-line 5-channel Smart Receiver
- Control multiple types of lighting:  
Single Color / Tunable CCT / RGB / RGBW / RGBTW
- Use in new construction or remodel lighting applications
- Upgrade existing “dumb” lighting fixtures to be IoT connected
- Perfect for controlling nearly any type of 12-24V tape light
- Can control other manufactures low-voltage products\*
- 4A maximum per channel
- Suitable for dry Location applications

\*Requires hardwire capabilities

PROJECT: \_\_\_\_\_

TYPE: \_\_\_\_\_

LOCATION: \_\_\_\_\_

CATALOG NUMBER: \_\_\_\_\_

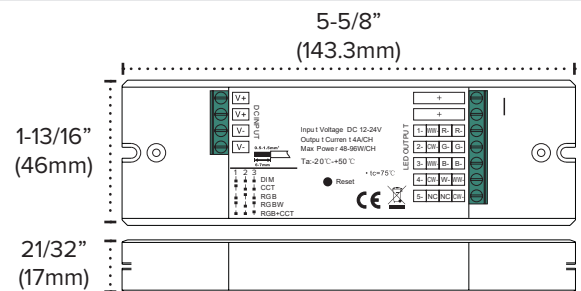


### SPEKTRUM+ SMART RECEIVER QUICK SPECS


<b>VOLTAGE</b>	12-24V DC
<b>OUTPUT WATTAGE</b>	28W (12V) or 96W (24V) per channel
<b>OUTPUT CURRENT</b>	4A per channel
<b>OPERATING TEMP</b>	10°C (50°F) to 40°C (104°F)
<b>MAX CASE TEMP</b>	75°C (167°F)
<b>CERTIFICATIONS</b>	FCC Compliant - Dry Location

\*Not intended for use with a standard wall switch dimmer. Use only with Spektrum+ Smart App or Spektrum+ Smart Switch control (sold separately)

### SPEKTRUM+ SMART RECEIVER DIMENSIONS



### SPEKTRUM+ SMART RECEIVER QUICK SET-UP



- Spektrum+ Smart App
- Voice Assistant (Not Included)
- Spektrum+ Smart Hub\*\* (Sold Separately)
- 12V - 24V DC Power Supply (Sold Separately)
- Spektrum+ Smart Receiver
- 12V - 24V DC Products (Sold Separately)

\*\*Spektrum+ Smart Hub Required for automation features and use with voice assistants

**SPEKTRUM+ SMART RECEIVER ORDERING INFORMATION**

ITEM NUMBER	DESCRIPTION	FINISH	VOLTAGE	WATTAGE	DIMMING
<b>SPKPL-REC-TB-5CH</b>	5 Channel Smart Receiver	White	12V - 24V DC	28W (12V) or 96W (24V) per channel	APP Controlled

**SPEKTRUM+ SMART RECEIVER ACCESSORIES**

ITEM NUMBER	DESCRIPTION
<b>SPKPL-CTRL-W-RGBTW</b>	Spektrum+ Bluetooth® Controller
<b>SPKPL-GTWY*</b>	WiFi to Bluetooth® Smart Hub



SPKPL-CTRL-W-RGBTW

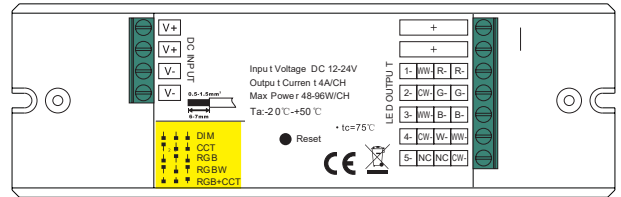


SPKPL-GTWY

\*Gateway recommended for use in every Spektrum+ application for full app functionality.

**SPEKTRUM+ SMART RECEIVER ADDITIONAL NOTES**

The Spektrum+ Smart Receiver has preprogrammed outputs. These can be controlled via the dip switches marked below in yellow.



**SPEKTRUM+ NOTES**

**CONTROLLING THE FIXTURE:** The LED controller/receiver utilizes Bluetooth Wireless Technology and can be controlled via the Spektrum+ Smart Lighting App and/or the Spektrum+ Smart Switch (SPKPL-CTRL-W-RGBTW - sold separately). It is not intended to be used with a standard dimmer switch.

**DISTANCE OF CONTROL CAPABILITY:** 25 meters (approx. 80ft)

**RESET THE DEVICE:** Press and hold the reset button on the receiver for 5 seconds.

**USING THE SPEKTRUM+ SMART LIGHTING APP:** Please follow the Spektrum+ Smart Lighting App guide.

**SPEKTRUM+ SIGNAL ATTENUATION**

All claims related to signal distance are based on clear line of sight. Any obstacles impeding direct line of sight will significantly reduce the effective distance of the product. Increasing density and thickness of obstacles will further decrease the signal distance.

**Material Interference Table**

MATERIAL	POTENTIAL FOR RANGE REDUCTION
Wood	Low
Glass	Low
Brick	Medium
Marble	Medium
Plaster	High
Concrete	High
Metal	Very High

Best practices/troubleshooting tactics include:

- Devices using the same RF band can interfere with each other’s communication. Though they cannot communicate directly, they may be able to inject noise into another system. If you experience this, the best practice is move the inadvertent receiver(s)/ transmitter(s) to an alternate location or to place a barrier between the inadvertent receiver(s)/transmitter(s).
- If a receiver must be moved out of sight, make sure that the receiver is not fully enclosed and that the receiver is placed as close to the opening as possible. The signal will be able to be reflected around a corner at reduced strength.
- If an antenna is used, the signal is strongest in directions perpendicular to the direction the antenna is pointing.
- A cellphone camera can be used to test if an IR remote is transmitting a signal. Even though the infrared band is invisible to humans, the cellphone camera will pick up the IR light and display it on the screen as either a red or white light. If pressing a button does not show a light on the cellphone screen, the batteries are most likely dead and need to be replaced.

**SPEKTRUM+ MAXIMUM CONSIDERATIONS (IN APP)**

ITEM	QUANTITY
<b>SIMULTANEOUS LOGINS PER ACCOUNT</b>	200
<b>DEVICES IN (1) APP ACCOUNT</b>	20 homes * 200 devices
<b>HOMES PER ACCOUNT</b>	20
<b>DEVICES IN A NETWORK/FAMILY/HOME</b>	200
<b>MEMBERS PER HOME</b>	20
<b>ROOMS PER HOME</b>	20
<b>DEVICES PER ROOM</b>	50
<b>DEVICES PER GROUP</b>	100
<b>DEVICE GROUPS PER HOME</b>	20
<b>DEVICES LINKED TO A SINGLE GATEWAY/REMOTE</b>	128
<b>SCHEDULES PER DEVICE</b>	30
<b>SCENES IN A HOME</b>	100
<b>AUTOMATIONS IN A HOME</b>	100
<b>ACTIONS IN A SCENE</b>	150
<b>ACTIONS IN A AUTOMATION SCENE</b>	150
<b>CONDITIONS IN AN AUTOMATION SCENE</b>	10
<b>USER THAT CAN SHARE A DEVICE GROUP</b>	20
<b>USERS THAT CAN SHARE A SINGLE DEVICE</b>	20
<b>HOMES THAT (1) APP ACCOUNT CAN JOIN</b>	20



# AMERICAN LIGHTING WARRANTY

## LIMITED WARRANTY FOR LED PRODUCTS: 3 YEARS

### LIMITED PRODUCT WARRANTY

Our products are warranted to be free from defects in material and workmanship for the warranty period listed. Warranty periods begin from the date of shipment from American Lighting Inc's warehouse to the original purchaser. Products that prove to be defective during their specific warranty period will be either repaired or replaced, at the sole discretion of American Lighting Inc. Claims for defective products must be submitted in writing to American Lighting Inc's RGA Department within the warranty period. Upon approval of such return, American Lighting Inc reserves the right to inspect the product for misuse or abuse. Claims for indirect or consequential damages or for product that, in American Lighting Inc's opinion, has been misused will be denied. This is a warranty of product reliability only and not a warranty of merchantability or fitness for a particular purpose. American Lighting Inc shall have no liability whatsoever in any event for payment of incidental or consequential damages, including, without limitations, installation costs and/or damages for personal injury and/or property. These products may represent a possible shock or fire hazard if improperly installed or altered in any way. This warranty does not apply to any product that has not been properly installed in accordance with current local codes and/or the National Electrical Code. Products that require a transformer, driver, or power supply must be used in conjunction with American Lighting Inc's recommended power supply to ensure safety and retain product warranty.

### PRODUCT SPECIFICATIONS

For the latest product information, updates, instructions and details concerning specifications, colors, finishes, performance, installation and design, visit [www.americanlighting.com](http://www.americanlighting.com). Color may vary from the color printed herein due to limitations in photographic and printing processes. American Lighting Inc. reserves the right to change product specifications without notice. Other product specifications such as color temperature, wavelength characteristics and lumen output are subject to production limitations and may vary. LED technology is changing rapidly, and not all color temperatures and performance levels can be duplicated at a later time. Best practices include purchasing 10-15% more for a particular project on the same initial order where white LED color temperatures must be maintained over project and product life. Eventual product replacement should be considered at layout and design stages. Best practices also include testing connections and product performance prior to mounting and/or installing.

### AVERAGE LIFE

Average incandescent lamp life, rated life and average life are terms used to describe the number of hours at which half of the lamps have failed. For LEDs, the hours of rated life specify the point where 70% of original lumen output is reached. Below this point, the effective life is over, however, the LED may still emit light. Individual results may vary with actual environmental conditions including, but not limited to, proper installation, ambient temperature and/or input voltage fluctuations.